

## Instruction Sheet for Social Sciences Worksheet Level 2 (Ages 7-9)

### Points to note for Museum Guides/Teachers

Aim: This worksheet aims to get students thinking about the old and new Cable Cars.

House Keeping: Ideally teachers and students will have had the worksheets sent to them before they visit.

### Once the group has arrived inside the Museum

Sit the group down if possible, before talking to them.

Keep the welcome and introduction to 5-10 minutes at a maximum, including introducing the worksheet if this hasn't been done at school.

Museum Guide/Teacher Introduction: Talk to the group about the Grip Car and what was involved in driving one. Get ideas from the students about differences between driving the old and new.

Get ideas about the future of cable cars and how technology such as automation might change them.

Hand out the worksheet and then go through it with the group if they have not seen it before. Ask if they have any questions.

Send them off to complete the tasks, moving around to keep them focussed.

Once the time allotted is up bring them back together and ask for answers.

# Welcome to the Wellington Cable Car Museum


Social Sciences Level 2 (ages 7-9)  
Countuity and Change

Find the answers on the way up in the Cable Car and inside the Museum at the top

1. What are 3 differences between driving a cable car 100 years ago and now?  
For help, ask a driver on your way up and listen carefully to the information told to you at the Museum.



Man driving cable car 100 years ago



Woman driving cable car 2006


1.

2.

3.

Write your answer in the box above

2. Look closely at the pictures below and tick each one as you find it and match the new with the old.



3. Find out who this man is? (ground floor)



Mans name:


What did he do?

Year of birth:

Year of death:

Who was Vera? What did she do?

4. There are 10 words hidden in the wordfind see if you can find them.



Wellington

Winding Gear

1902 (the year it opened)

Ticket

Vera

Terminal

Cable Car

Museum

Seat

Restored

# Welcome to the Wellington Cable Car Museum

Social Sciences Level 2 (ages 7-9)  
Continuity and Change


ANSWER SHEET

Find the answers on the way up in the Cable Car and inside the Museum at the top

1. What are 3 differences between driving a cable car 100 years ago and now?  
For help, ask a driver on your way up and listen carefully to the information told to you at the Museum.



Man driving cable car 100 years ago






Woman driving cable car 2006

1. The driver today has many buttons on the dashboard.
2. The driver is no longer called a Gripman.
3. Drivers don't wear a hat as part of their uniform.

Write your answer in the box above

2. Look closely at the pictures tick each one as you find it and match the new with the old.



3. Find out who this man is? (ground floor)



Mans name: James Fulton

What did he do? Designed the Cable Car

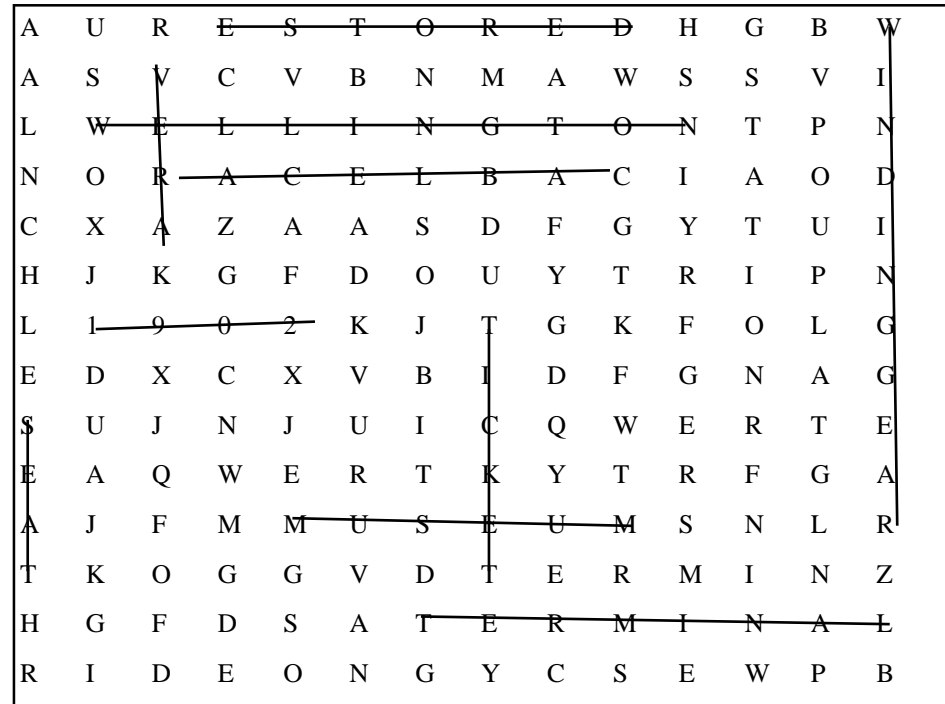
Year of birth: 1855

Year of death: 1928

Who was Vera? What did she do?

Vera was his daughter she was the first person to walk through each of the tunnels.

4. There are 10 words hidden in the wordfind see if you can find them.



Wellington

Winding Gear

1902 (the year it opened)

Ticket

Vera

Terminal

Cable Car

Museum

Seat

Restored